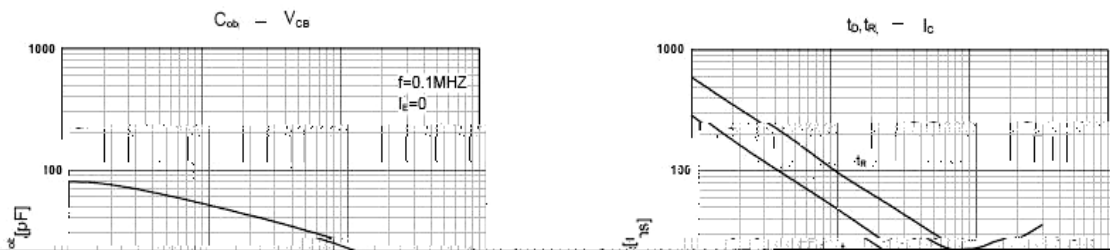
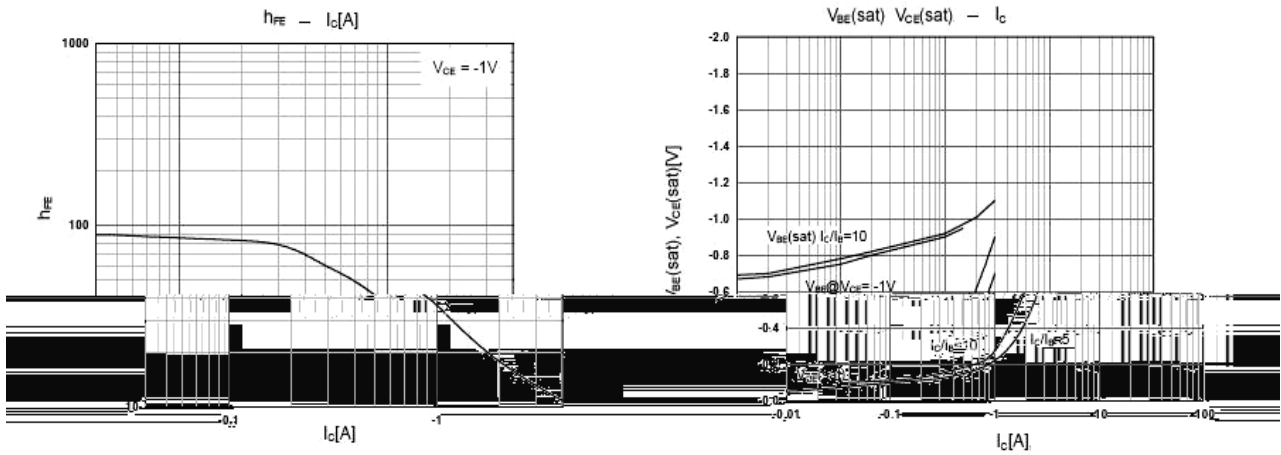


MJE172
Rev.E Mar.-2016

Parameter	Symbol	Rating	Unit
Collector to Base Voltage	V_{CBO}	-100	V
Collector to Emitter Voltage	V_{CEO}	-80	V
Emitter to Base Voltage	V_{EBO}	-7.0	V
Collector Current - Continuous	I_C	-3.0	A
Collector Current - Continuous	I_{CP}	-6.0	A
Base Current - Continuous	I_B	-1.0	A
Collector Power Dissipation	P_C	1.5	W
Collector Power Dissipation	$P_C(T_c=25^\circ C)$	12.5	W
Junction Temperature	T_j	150	

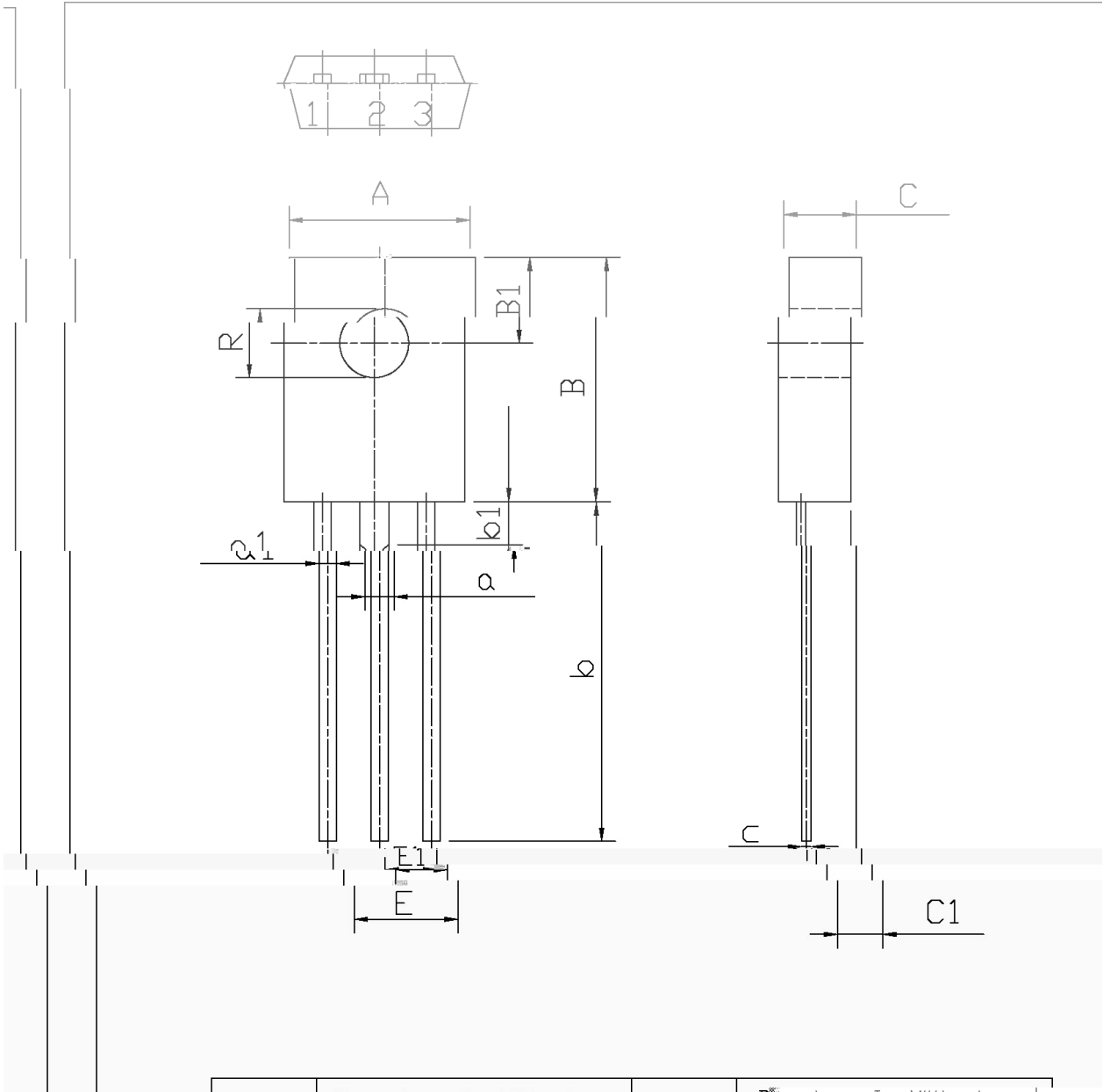
/ Electrical Characteristic Curve



/ Package Dimensions

TW-126T

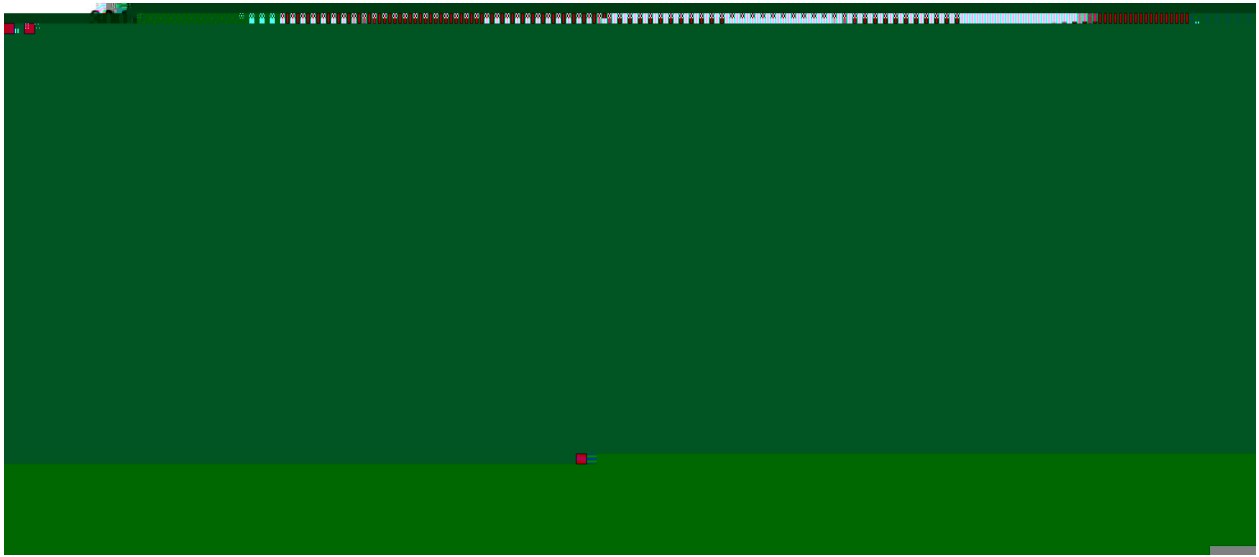
单位: mm



Symbol	Dimensions in Millimeters		Symbol	Dimensions in Millimeters	
	Min	Max		Min	Max
A	7.8	8.2	a1	0.65	0.85
B	10.8	11.2	E	4.4	4.8
B1	3.8	4.2	C	3.1	3.3
R	0.25	0.15	a1	1.0	2.1
b	14	16	c	0.3	0.6
b1	±0.1		c	±0.07	
E1	2.1	2.5			

MJE172
Rev.E Mar.-2016

() / Temperature Profile for Dip Soldering(Pb-Free)



Note:

- | | | | | | |
|---|-------|-----|-----------|--------|-----------------------------------------|
| 1 | 25 | 150 | 60 | 90sec; | 1.Preheating:25~150 , Time:60~90sec. |
| 2 | 255±5 | | 5±0.5sec; | | 2.Peak Temp.:255±5 , Duration:5±0.5sec. |
| 3 | | 2 | 10 | /sec. | 3. Cooling Speed: 2~10 /sec. |

/ Resistance to Soldering Heat Test Conditions

270±5 10±1 sec. Temp.:270±5 Time:10±1 sec

/ Packaging SPEC.

/ BULK

Package Type 封装形式	Units 包装数量					Dimension 包装尺寸 (unit: mm ³)		
	只 套管	套管 盒	只 盒	盒 箱	只 箱	套管	盒	箱

/ TUBE

Package Type 封装形式	Units 包装数量					Dimension 包装尺寸 (unit: mm ³)		
	只 套管	套管 盒	只 盒	盒 箱	只 箱	套管	盒	箱

/ Notices