

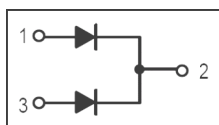
## / Descriptions

TO-220F

## / Features

## / Applications

## / Equivalent Circuit



## / Pinning



## / $h_{FE}$ Classifications & Marking


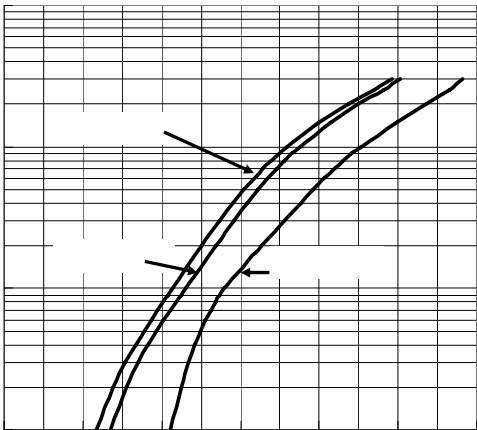
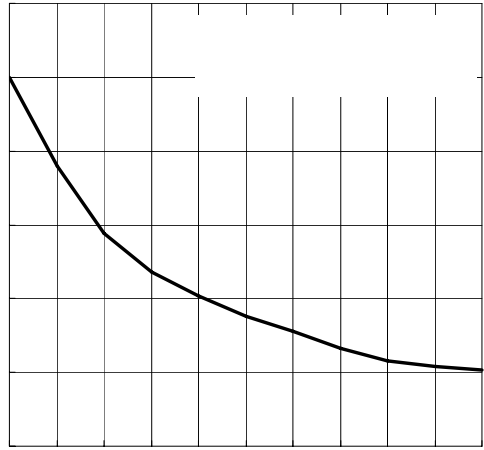
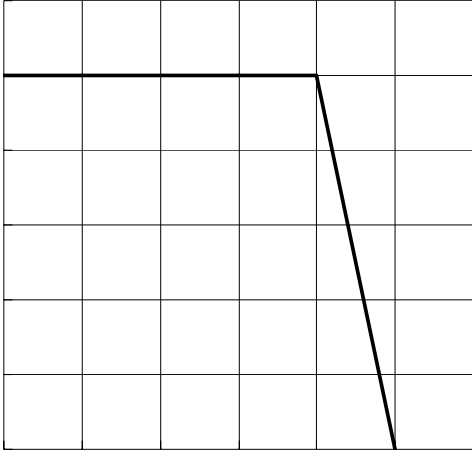
**/ Absolute Maximum Ratings(Ta=25 )**

	$\theta$		°C
			°C

**/ Electrical Characteristics(Ta=25 )**


1.

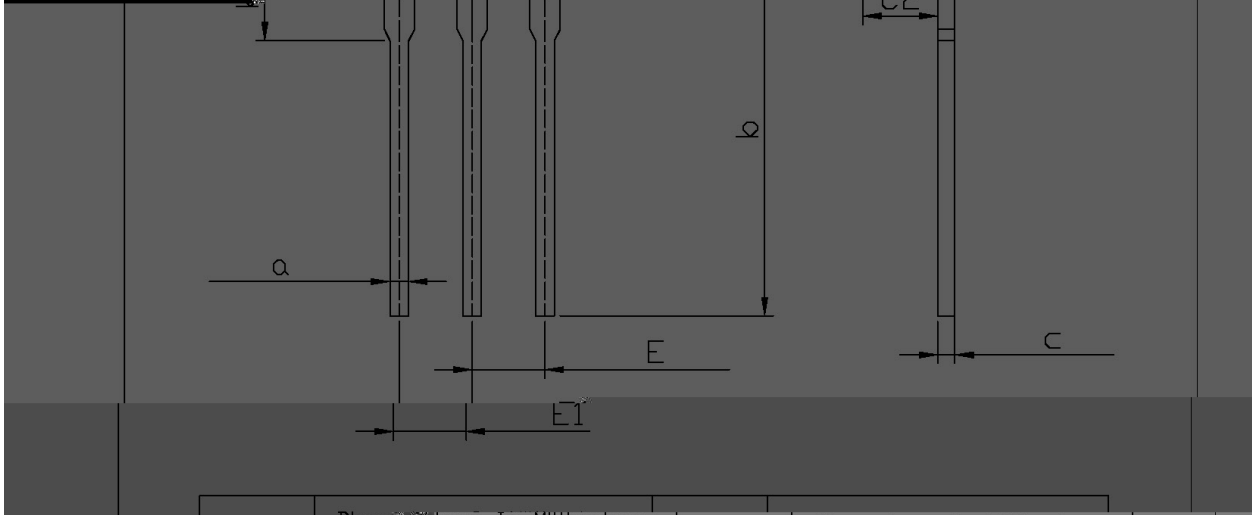
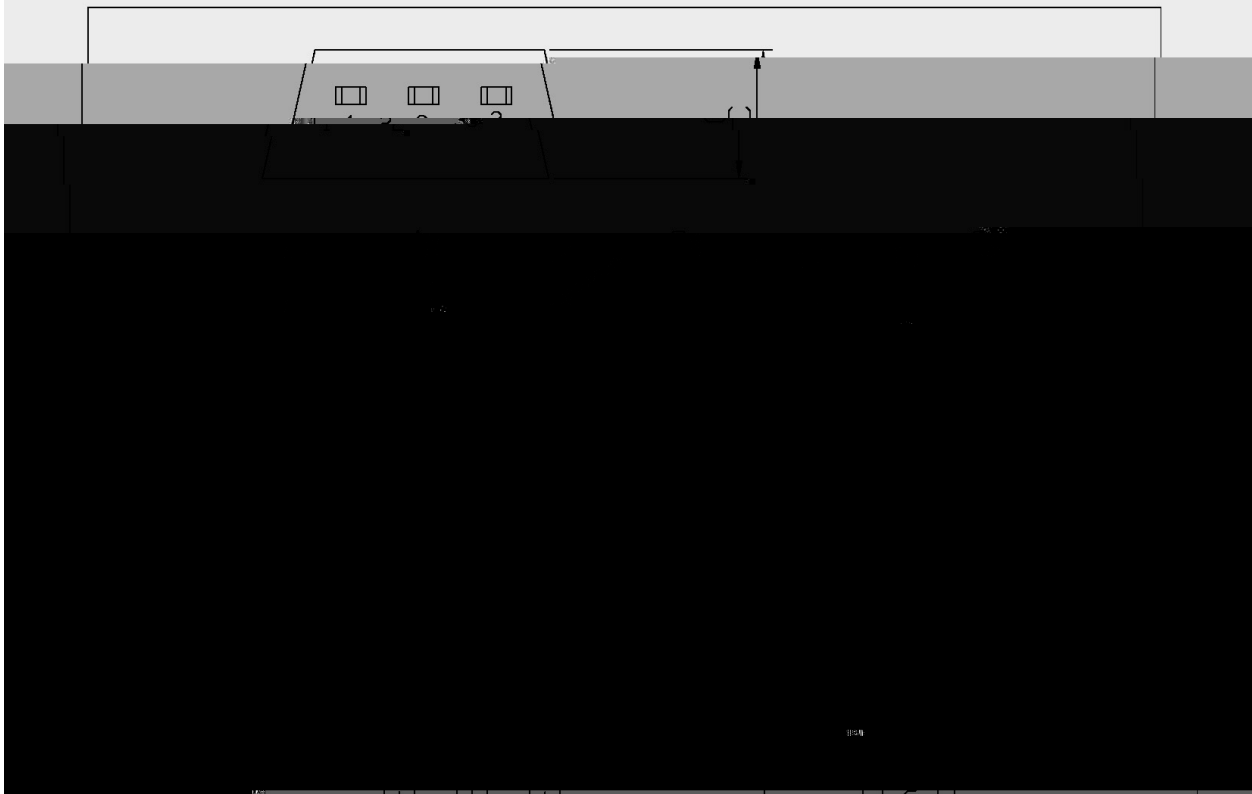
/ Electrical Characteristic Curve



/ Package Dimensions

TO-220F

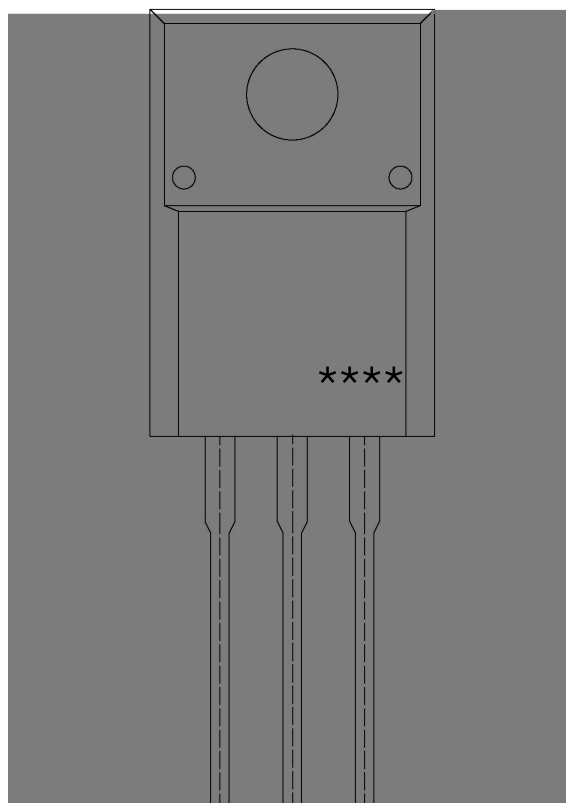
单位: mm



Dimensions in Millimeters

Dimensions in Millimeters

/ Marking Instructions




BR

MBRF10100

CT:

\*\*\*\*

( ) / Temperature Profile for Dip Soldering(Pb-Free)



± ± ± ±

/ Resistance to Soldering Heat Test Conditions

± ± °C

/ Packaging SPEC.

	Units/Bag /	Bags/Inner Box /	Units/Inner Box /	Inner Boxes/Outer Box /	Units/Outer Box /	Bag	Inner Box	Outer Box
TO-220/F	200	10	2,000	5	10,000	135×190	237×172×102	560×245×195

	Units/Tube /	Tubes/Inner Box /	Units/Inner Box /	Inner Boxes/Outer Box /	Units/Outer Box /	Tube	Inner Box	Outer Box
TO-220/F	50	20	1,000	5	5,000	532×31.4×5.5	555×164×50	575×290×180

/ Notices