


Rev.I Feb.-2023

KF \$))'

Schottky Barrier Diode in a TO-220 Plastic Package.

Low power loss, high efficiency.

For use in low voltage,high frequency inverters, free wheeling, and polarity protection applications.



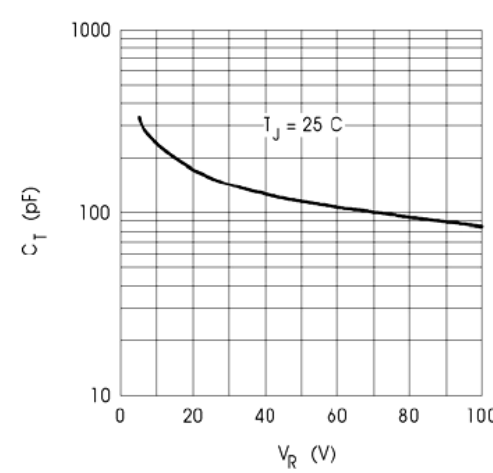
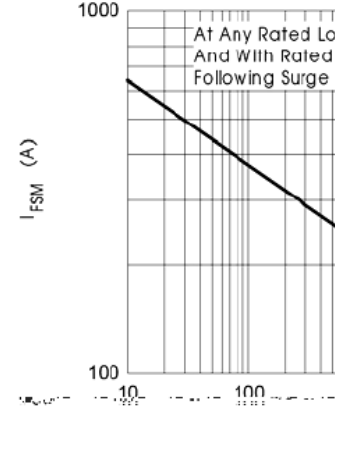
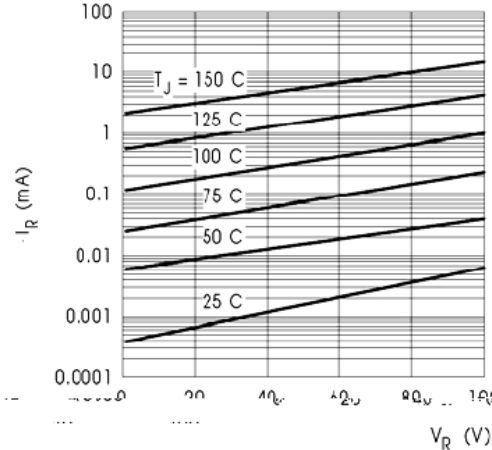
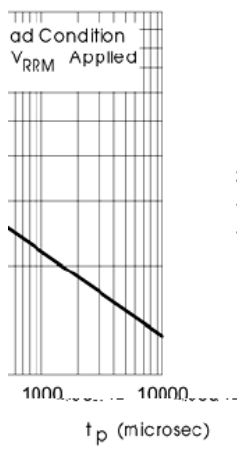
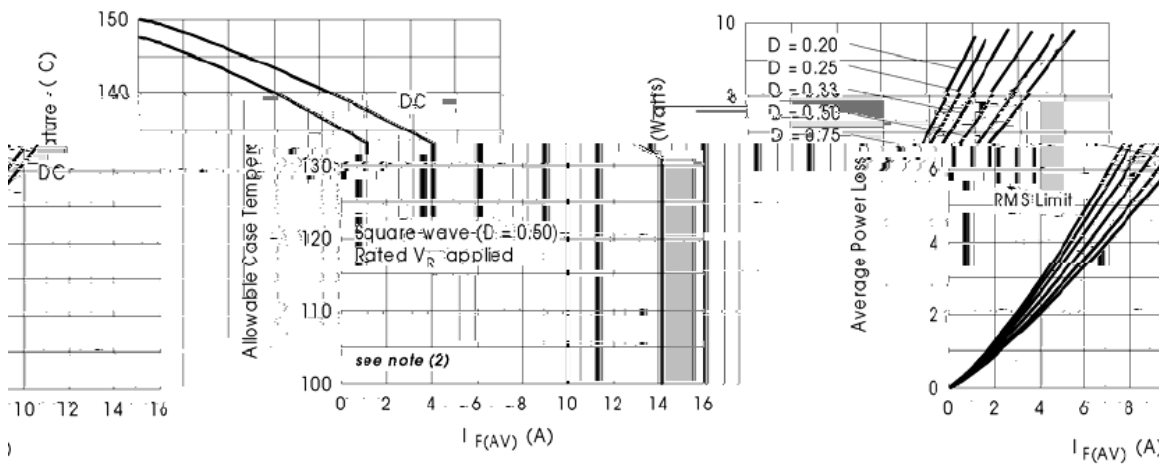
PIN1: Anode

PIN 2: Cathode

PIN 3:

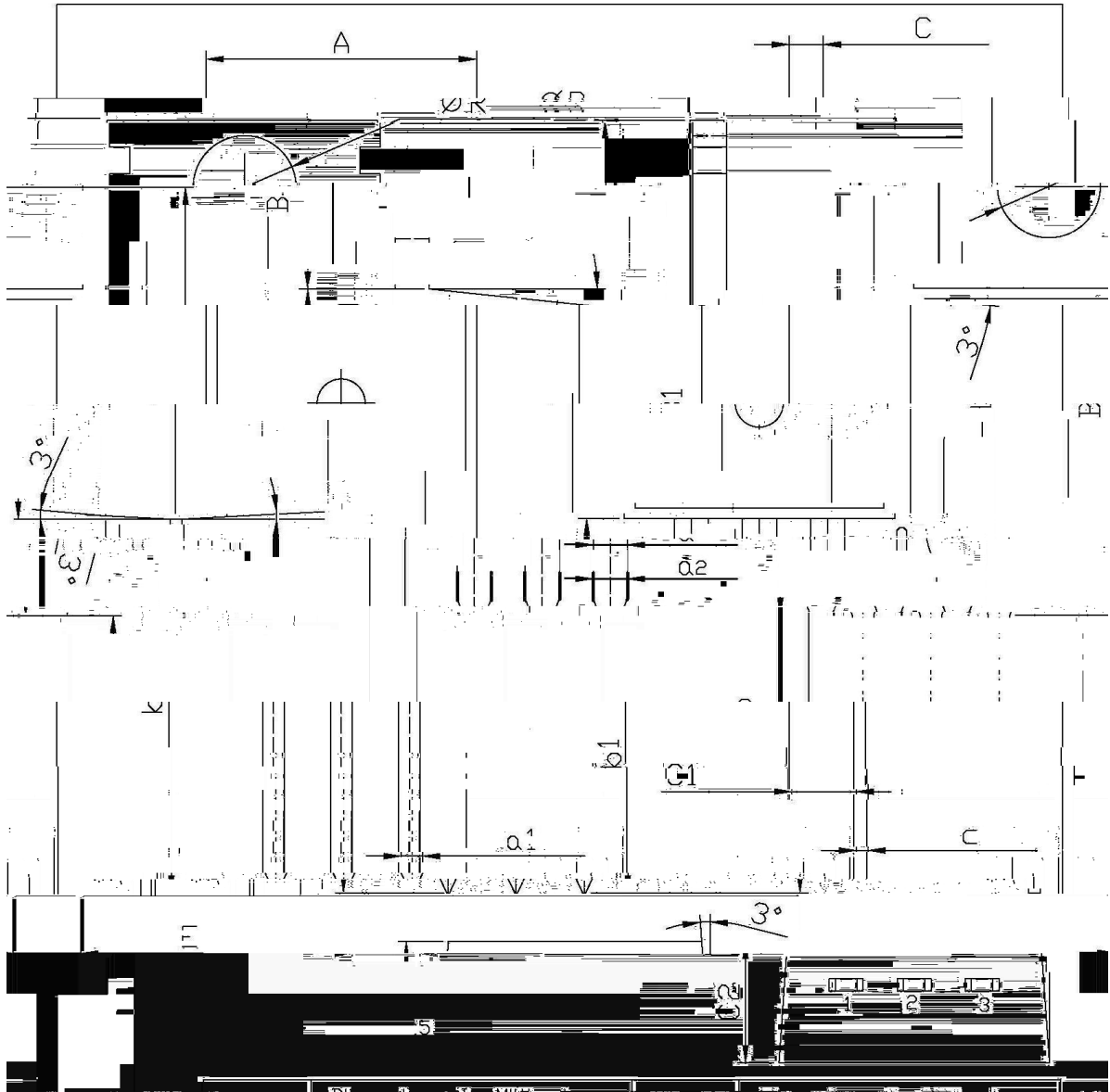
Parameter	Symbol	Rating	Unit
Peak Repetitive Reverse Voltage	V_{RRM}	100	V
Peak Repetitive Forward Current	I_{FRM}	20	A

A



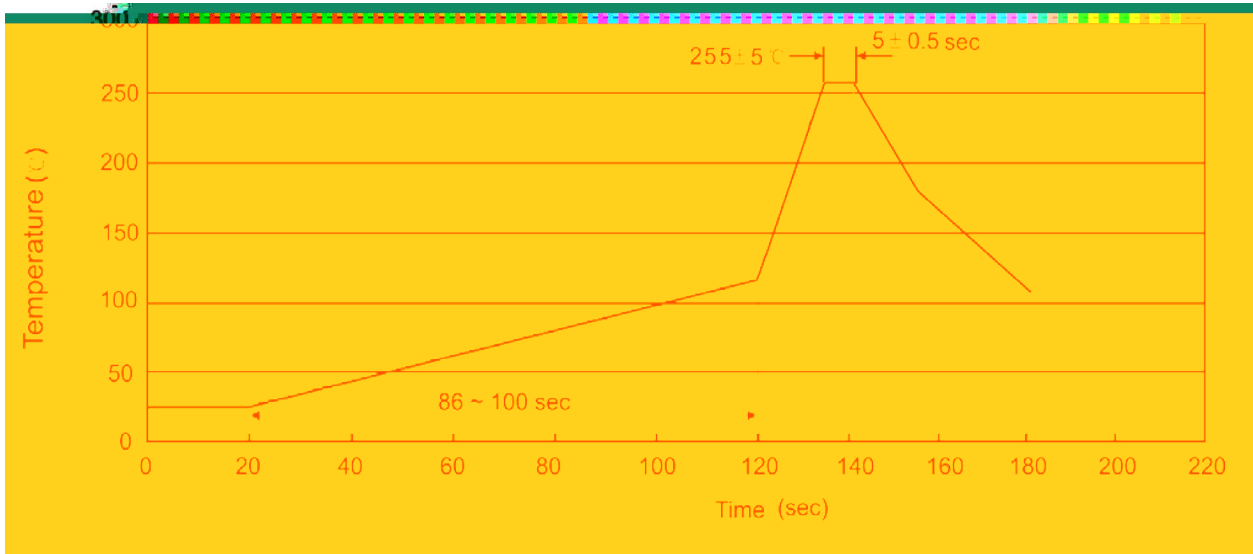
TO-220

单位: mm



Symbol	Min	Max	Symbol	Min	Max
A	9.8	10.2	C	1.2	1.4
B	3.56	3.64	B ₁	6.3	6.7
I	15.7	16.1	B ₂	9.0	9.4
b ₀	12.5	13.0	C ₁	2.2	2.6
b ₁	9.6	10.6	a ₁	0.7	0.9
a	1.22	1.32	c	0.4	0.6
E	2.34	2.74	C ₂	4.3	4.7
0.2	1.25	1.45			

Rev.I Feb.-2023


Note:

- | | | | |
|---|--------|------------|---|
| 1 | 25 150 | 60 90sec; | 1.Preheating:25~150 , Time:60~90sec. |
| 2 | 255..5 | 5..0.5sec; | 2.Peak Temp.:255..5 , Duration:5..0.5sec. |
| 3 | 2 10 | /sec. | 3. Cooling Speed: 2~10 /sec. |

270..5

10..1 sec.

Temp.:270±5°C

Time:10±1 sec

/ BULK

Package Type 封装形式	Units/Bag 只/袋	Bags/Inner Box 袋/盒	Units 包装数量 Units/Inner Box 只/盒	Dimension 包装尺寸 (unit: mm ³)
----------------------	------------------	-----------------------	--------------------------------------	---