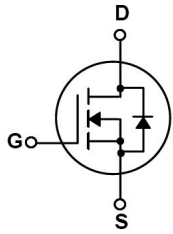


# IRF840



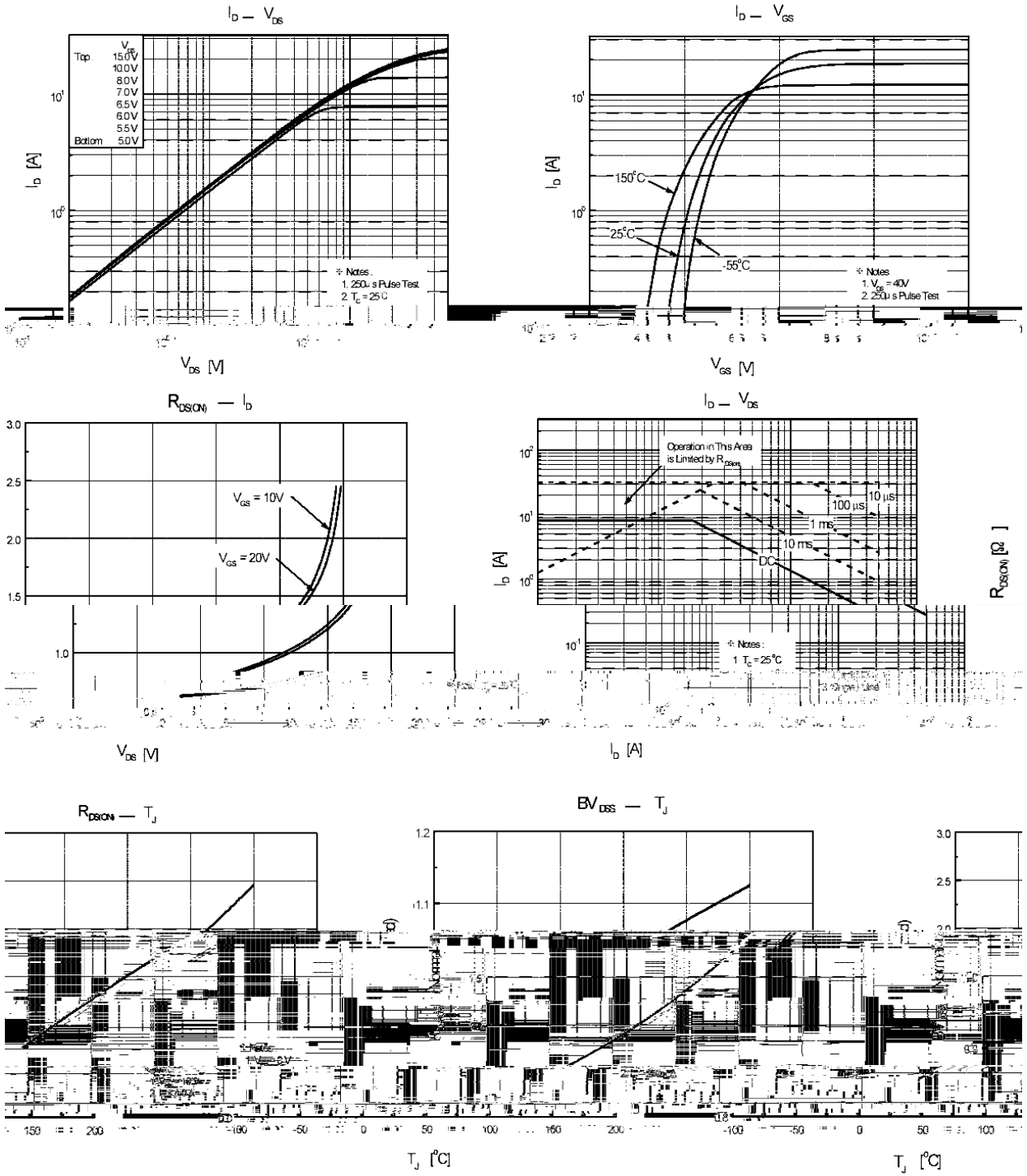
**/ Absolute Maximum Ratings(Ta=25 )**

	°C		
	°C		
	°C		
			°C

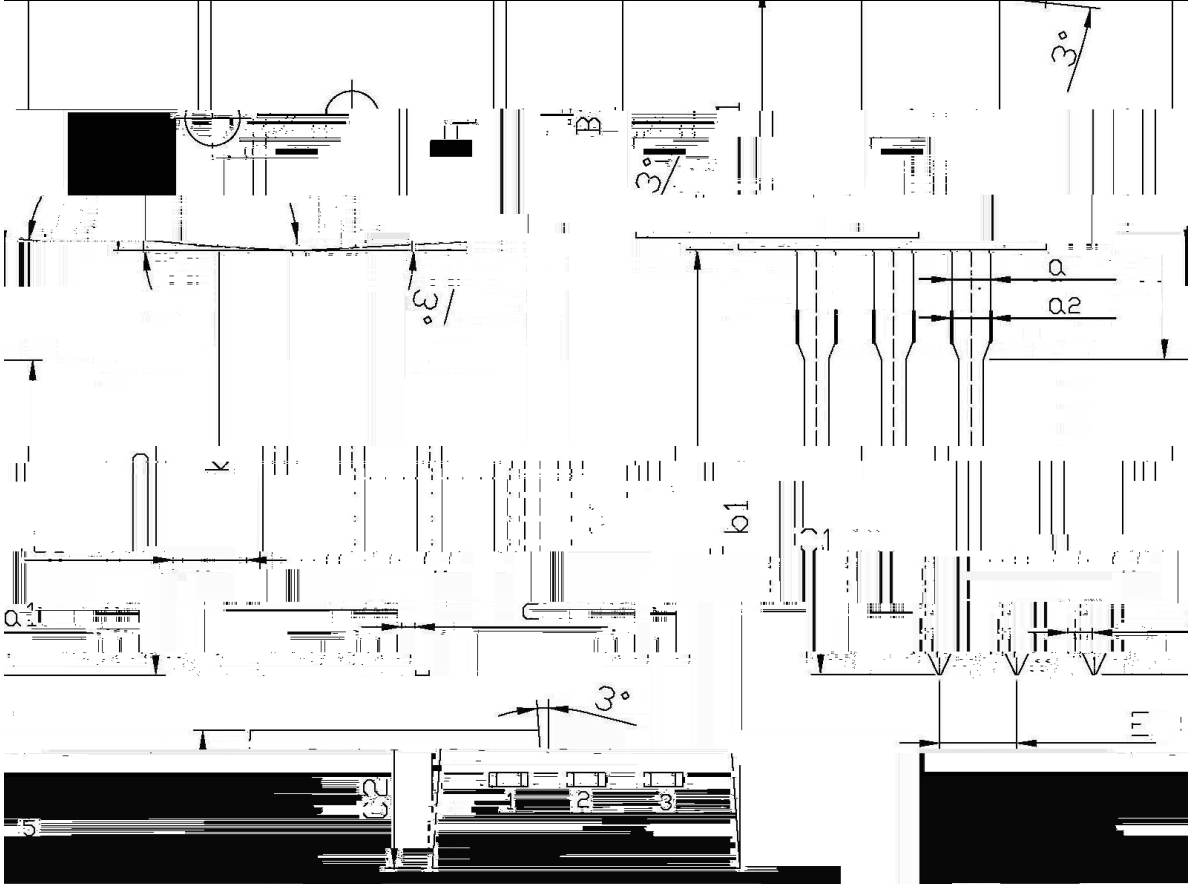

**/ Electrical Characteristics(Ta=25 )**

		μ				
						μ
		°C				μ
						μ
		μ				
						Ω
		Ω				

/ Electrical Characteristic Curve

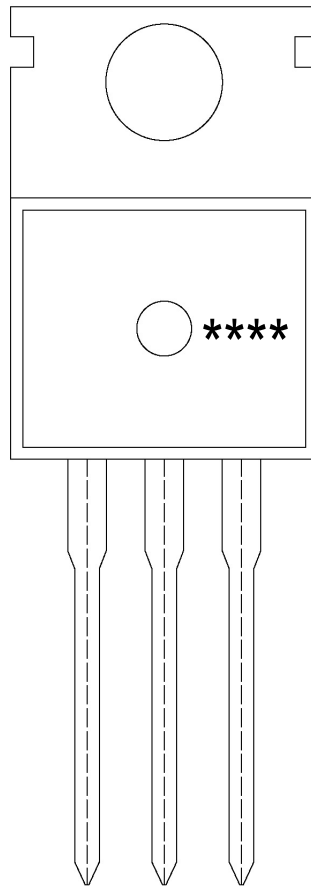


**/ Package Dimensions**

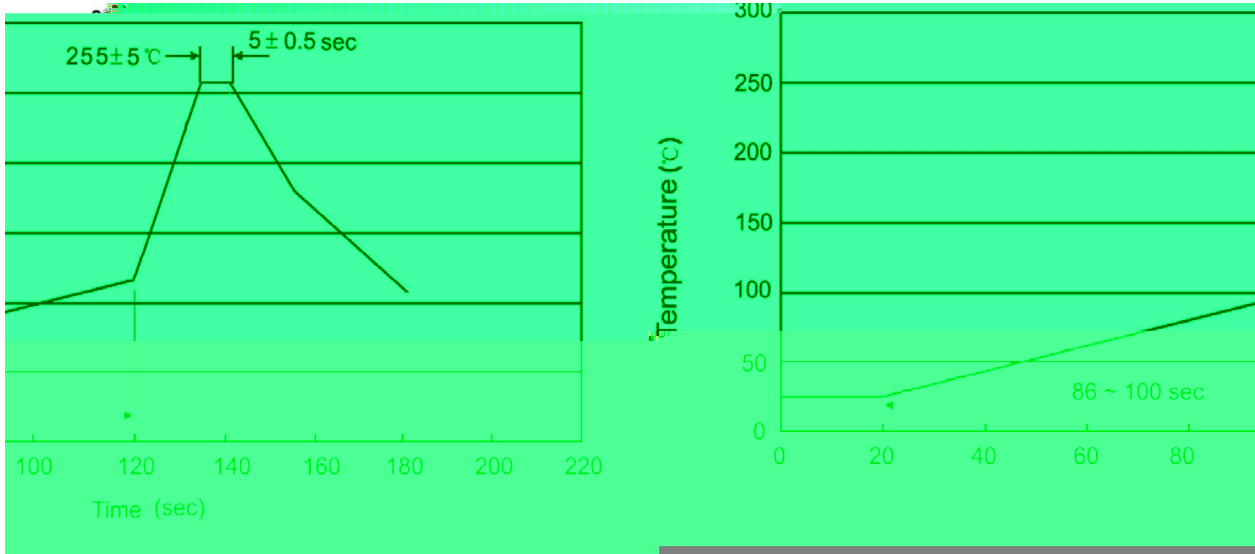


Symbol	Dimensions In: Millimeters		Symbol	Dimensions In: Millimeters	
	Min	Max		Min	Max
$\Delta$	9.8	10.2	C	1.2	1.4
R	3.56	3.64	B	6.3	6.7
L	15.7	16.1	B1	9.0	9.4
b	12.6	13.6	C1	2.2	2.6
b1	9.6	10.6	a1	0.7	0.9
1.3a	1.70	1.70	1.3a	1.32	1.32
1.3b	1.47	1.47	1.3b	1.24	1.24
			1.3c	1.27	1.27
			1.3d	1.25	1.45

/ Marking Instructions



( ) / Temperature Profile for Dip Soldering(Pb-Free)



/ Resistance to Soldering Heat Test Conditions

°C

/ Packaging SPEC.

						Bag	Inner Box	Outer Box
	Units/Bag	Bags/Inner Box	Units/Inner Box	Inner Boxes/Outer Box	Units/Outer Box			
TO-220/F	200	10	2,000	5	10,000	135×190	237×172×102	560×245×195

						Tube	Inner Box	Outer Box
	Units/Tube	Tubes/Inner Box	Units/Inner Box	Inner Boxes/Outer Box	Units/Outer Box			
TO-220/F	50	20	1,000	5	5,000	532×31.4×5.5	555×164×50	575×290×180

/ Notices