

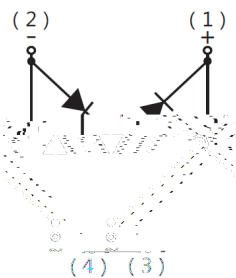
**/ Descriptions**

**/ Features**

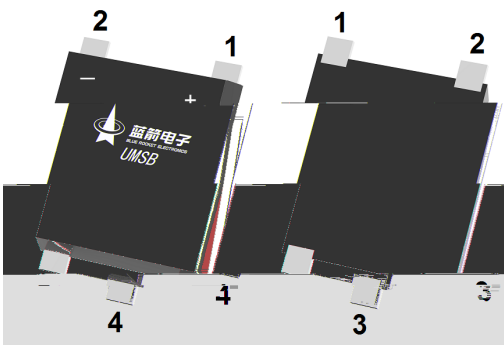
100V~1000V                      3.0A

**/ Applications**

**/ Equivalent Circuit**



**/ Pinning**




**/ Marking**

**/ Absolute Maximum Ratings(Ta=25 )**


**/ Electrical Characteristics(Ta=25 )**

								μ

/ Electrical Characteristic Curve

Fig.1 Average Rectified Output Current Derating Curve

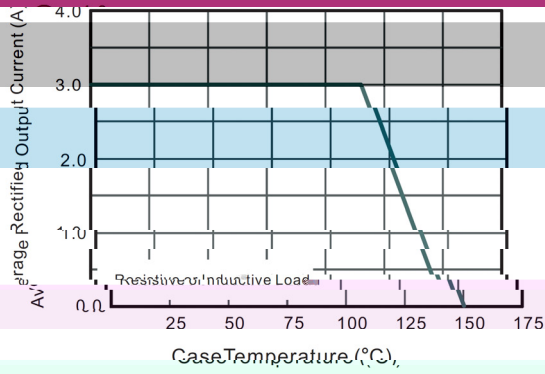


Fig.3 Typical Reverse Characteristics

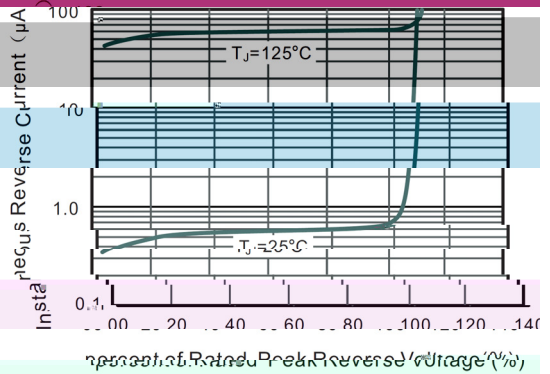


Fig.2 Typical Instantaneous Forward Characteristics

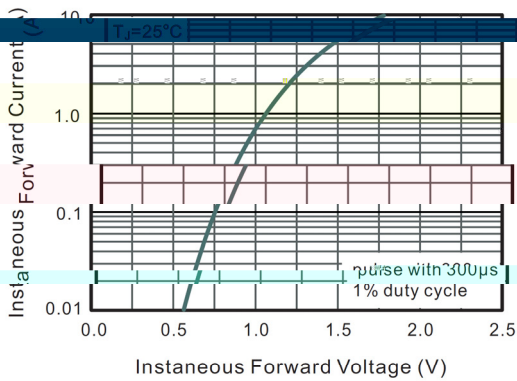


Fig.4 Typical Junction Capacitance

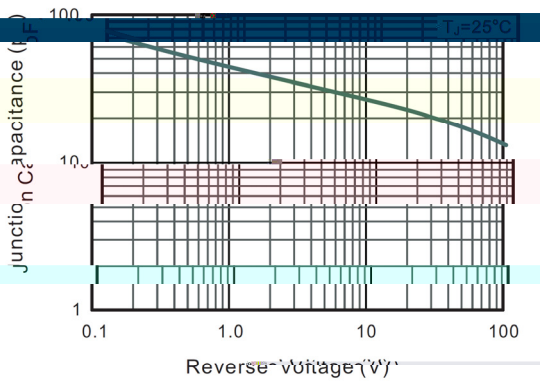


Fig.5 Maximum Non-Repetitive Peak Forward Surge Current

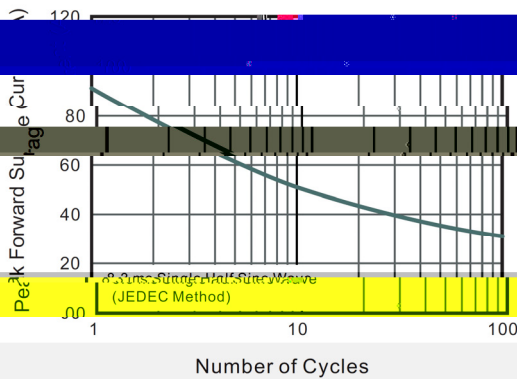
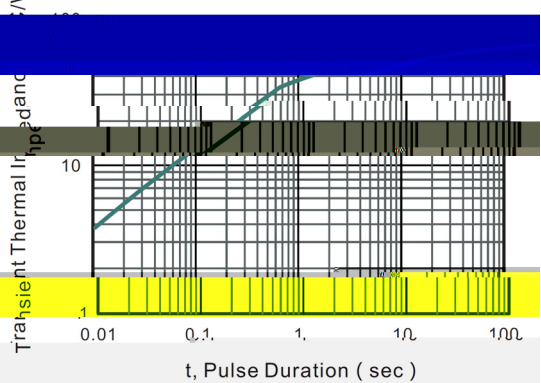


Fig.6 Typical Transient Thermal Impedance





/ Marking Instructions



\*\*\*\*

1 \*

3 \*

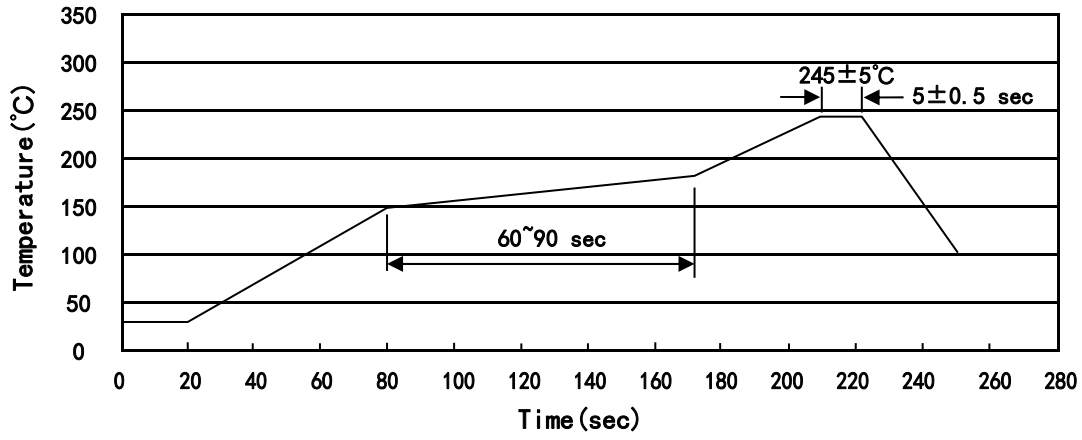
\*\*\*\*

\*

\*

**Marking**


( ) / Temperature Profile for IR Reflow Soldering(Pb-Free)



± ± ± ±

/ Resistance to Soldering Heat Test Conditions

± ±

/ Packaging SPEC.

	Units/Reel	Reels/Inner Box	Units/Inner Box	Inner Boxes/Outer Box	Units/Outer Box	Reel	Inner Box	Outer Box
	/	/	/	/	/			

/ Notices