

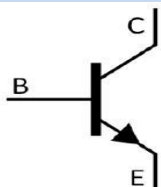
**/ Descriptions**

SOT-23          NPN


**/ Features**

**/ Applications**

**/ Equivalent Circuit**




**/ Pinning**



**/ h<sub>FE</sub> Classifications & Marking**



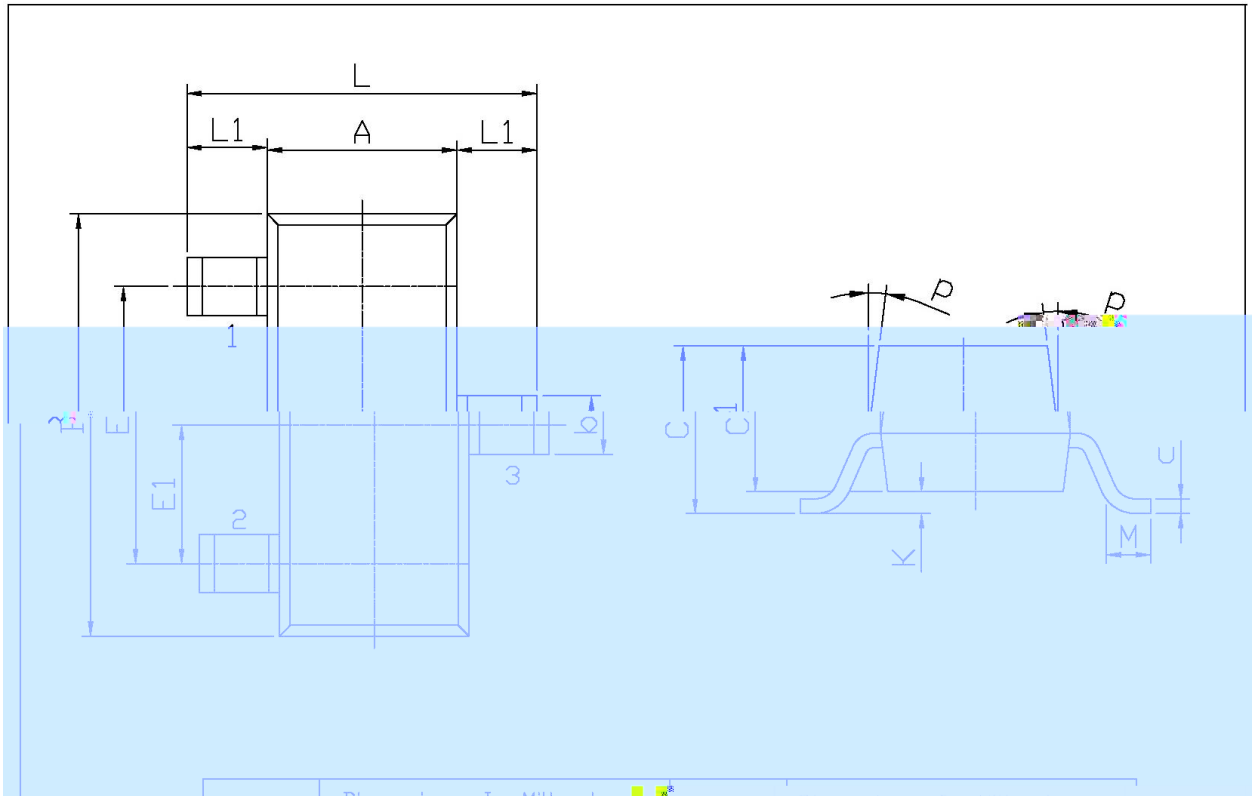

/ Electrical Characteristic Curve



/ Package Dimensions

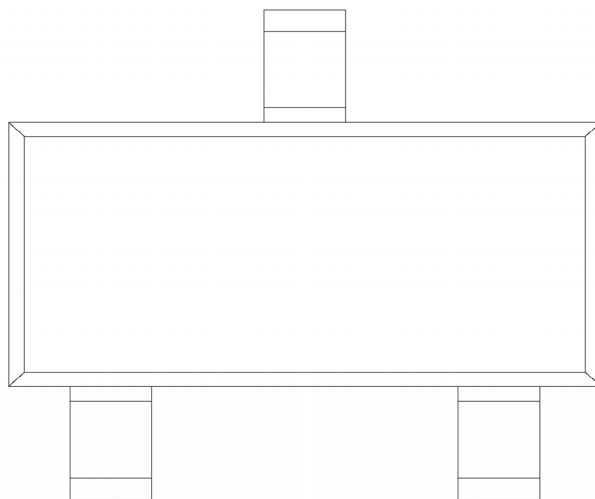
SOT-23

单位: mm



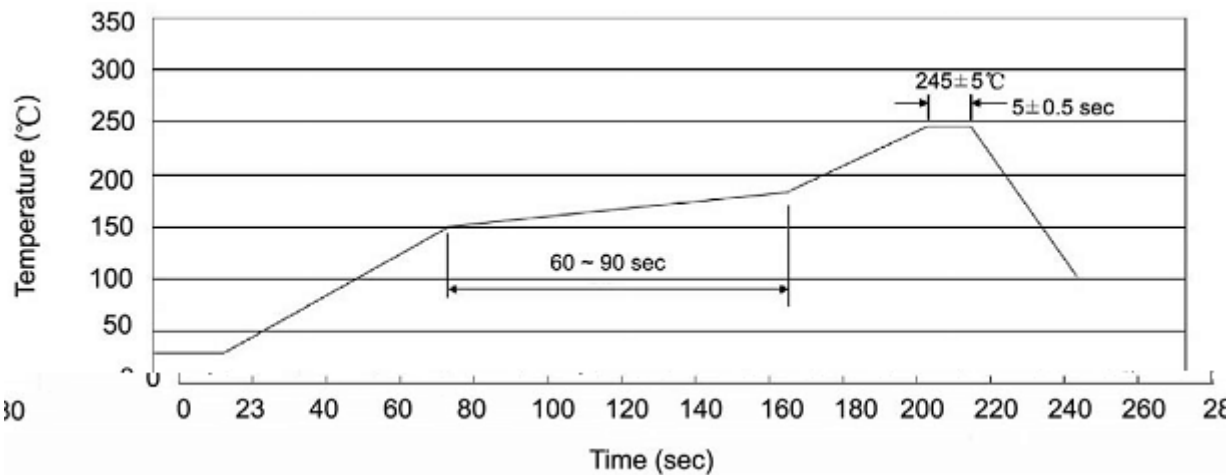
Symbol	Dimensions, In Millimeters		Symbol	Dimensions, In Millimeters	
	Min	Max		Min	Max
L	2.2	2.7	C	130Max	
L1	0.45	0.65	C1	0.90	1.20
A	1.15	1.50	P	0.05	0.20
E	0.75				

/ Marking Instructions



H  
C3A

( ) /



± ± ± ±

/ Resistance to Soldering Heat Test Conditions

± ±

/ Packaging SPEC.

	Units/Reel /	Reels/Inner Box /	Units/Inner Box /	Inner Boxes/Outer Box /	Units/Outer Box /	Reel	Inner Box	Outer Box
SOT-23	3,000	10	30,000	6	180,000	7 ×8	180×120×180	390×385×205

/ Notices