

# BRLV30T50ARA

Rev. A Mar.-2019

## / Descriptions

Schottky Barrier Diode in a TO-220 Plastic Package.

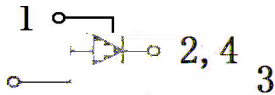
## / Features

Low forward voltage drop, Low power loss, high efficiency.


## / Applications

For use in high frequency inverters, switching power supplies, freewheeling diodes, dc-to-dc converters and reverse battery protection.

## / Equivalent Circuit



## / Pinning



PIN1: Anode    PIN 2、4: Cathode    PIN 3: Anode

## / h<sub>FE</sub> Classifications & Marking

See Marking Instructions.

**/ Absolute Maximum Ratings(Ta=25 )**

Parameter	Symbol	Rating	Unit
Maximum repetitive peak reverse voltage	$V_{RRM}$	50	V
Maximum RMS Voltage	$V_{RMS}$	31.5	V
Maximum Average forward current	$I_{F(AV)}$	30	A
Non-Repetitive Peak Surge Current	$I_{FSM}$	300	A
Thermal Resistance Junction to Case	$R_{Jc}$	2	°C/W
Junction Temperature Range	$T_j$	150	°C
Storage Temperature Range	$T_{stg}$	-65~150	°C

**/ Electrical Characteristics(Ta=25 )**

Parameter	Symbol	Test Conditions	Min	Typ	Max	Unit
Breakdown voltage	$V_{BR}$	$I_R=500\ \mu A$	50			V
Forward Voltage	$V_F$ (Note 1)	$I_F=15A(T_A=25^\circ C)$		0.46	0.50	V
		$I_F=30A(T_A=25^\circ C)$		0.51	0.54	V
		$I_F=15A(T_A=125^\circ C)$			0.40	V
		$I_F=30A(T_A=125^\circ C)$			0.50	V
Instantaneous Reverse Current	$I_R$ (Note 2)	$V_R=45V(T_A=25^\circ C)$			100	$\mu A$
		$V_R=45V(T_A=125^\circ C)$			20	mA

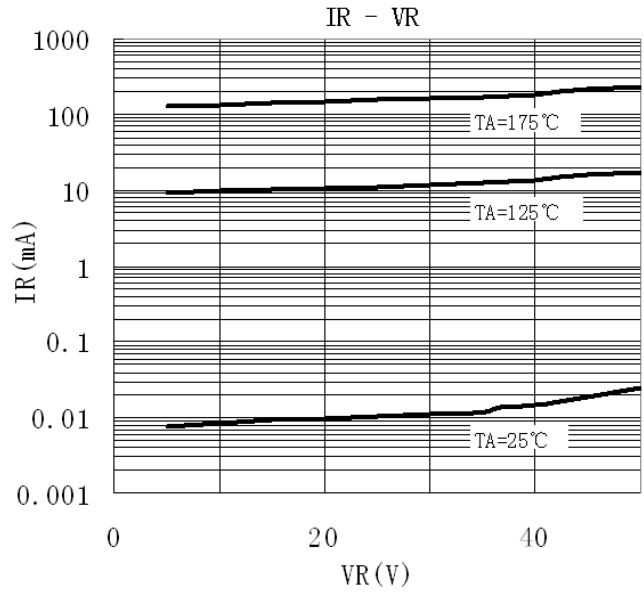
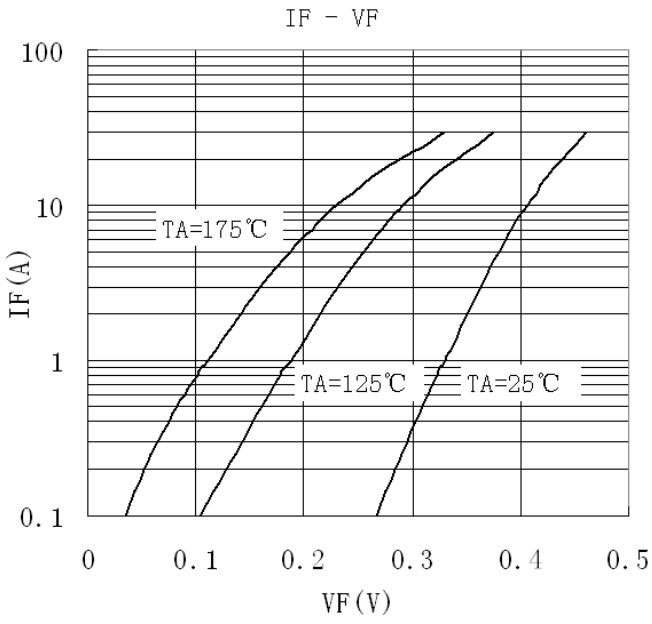
(1) Pulse test: 300  $\mu s$  pulse width, 1 % duty cycle

(2) Pulse test: Pulse width 40 ms

(3)

Unless otherwise noted, values for the parameters of a single chip

**/ Electrical Characteristic Curve**

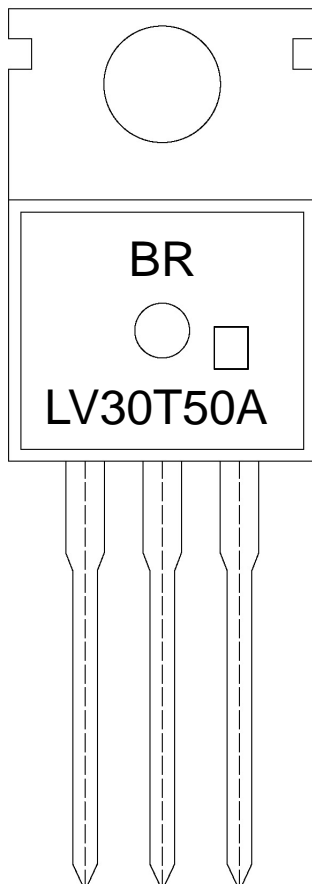




# BRLV30T50ARA

Rev. A Mar.-2019

## / Marking Instructions



Note:

BR:

Company Code

LV30T50A

Product Type.

\*\*\*:

Lot No. Code, code change with Lot No.

