

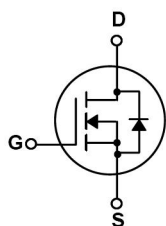
## 描述 / Descriptions

## 特征 / Features


## 用途 / Applications

DC/DC

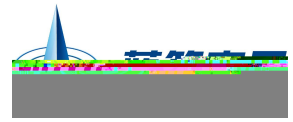
## 内部等效电路 / Equivalent Circuit



## 引脚排列 / Pinning

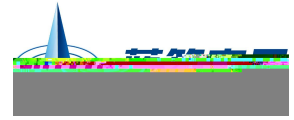


## 印章代码 / Marking

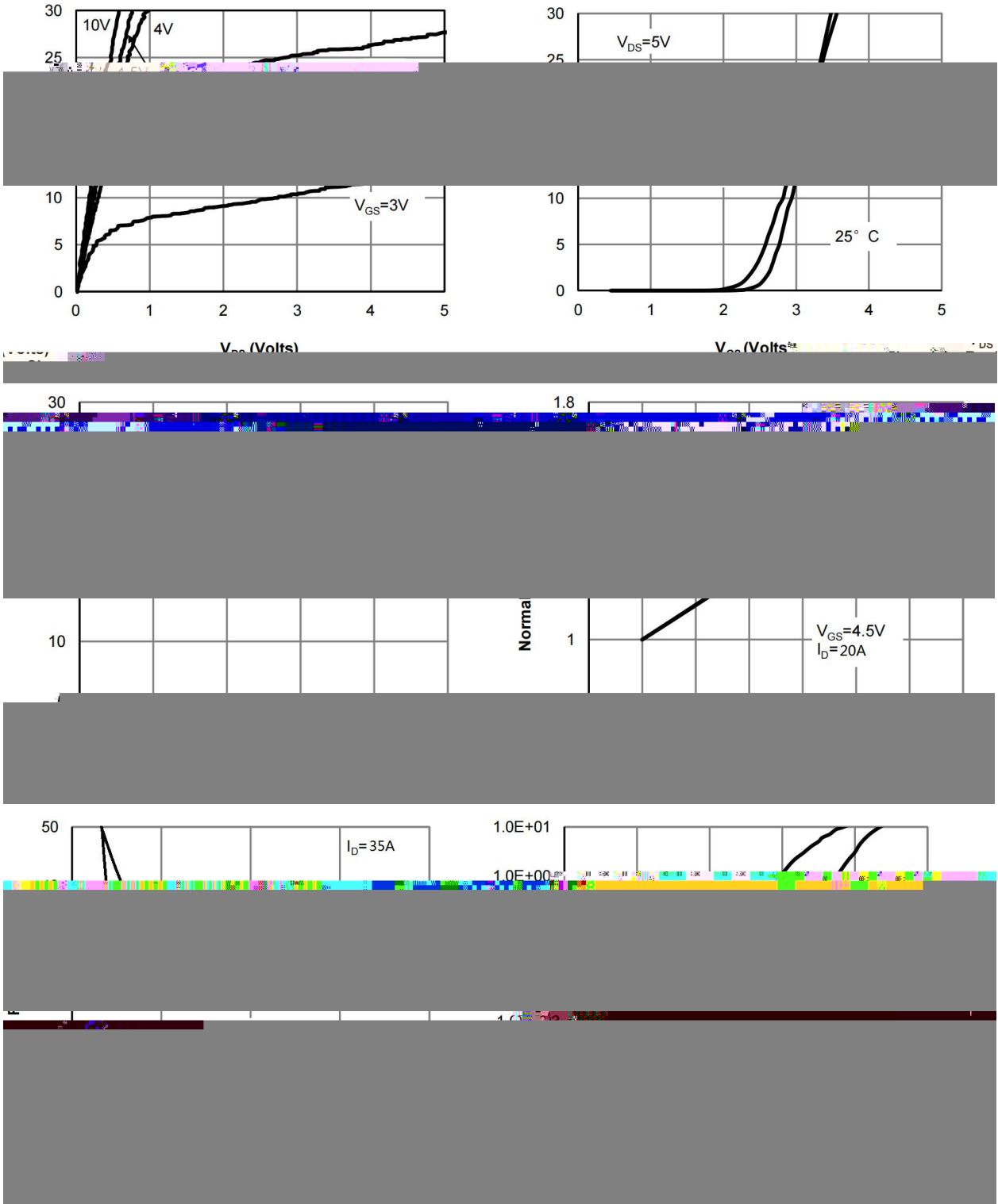



--	--	--	--

JTJ ET BT 11.04 0 0 11.04 0 0 5 9.538 1


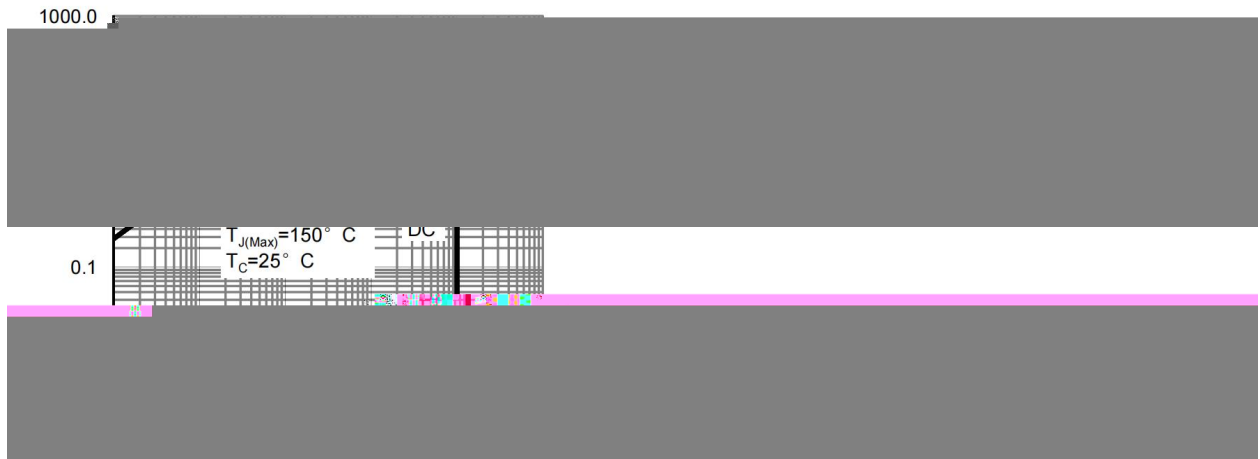
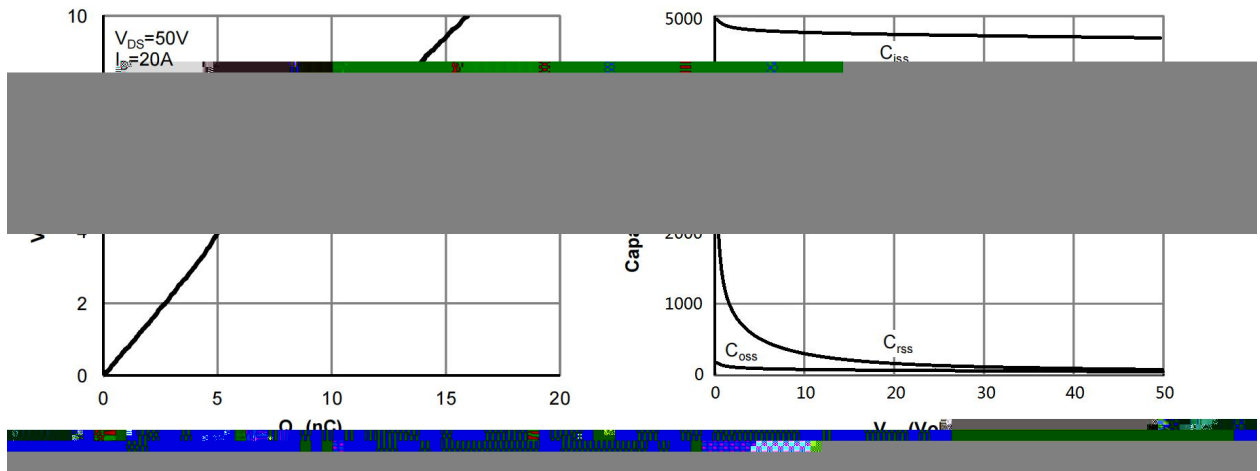


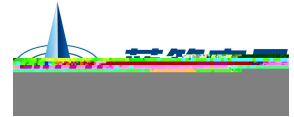
电参数曲线图 / Electrical Characteristic Curve



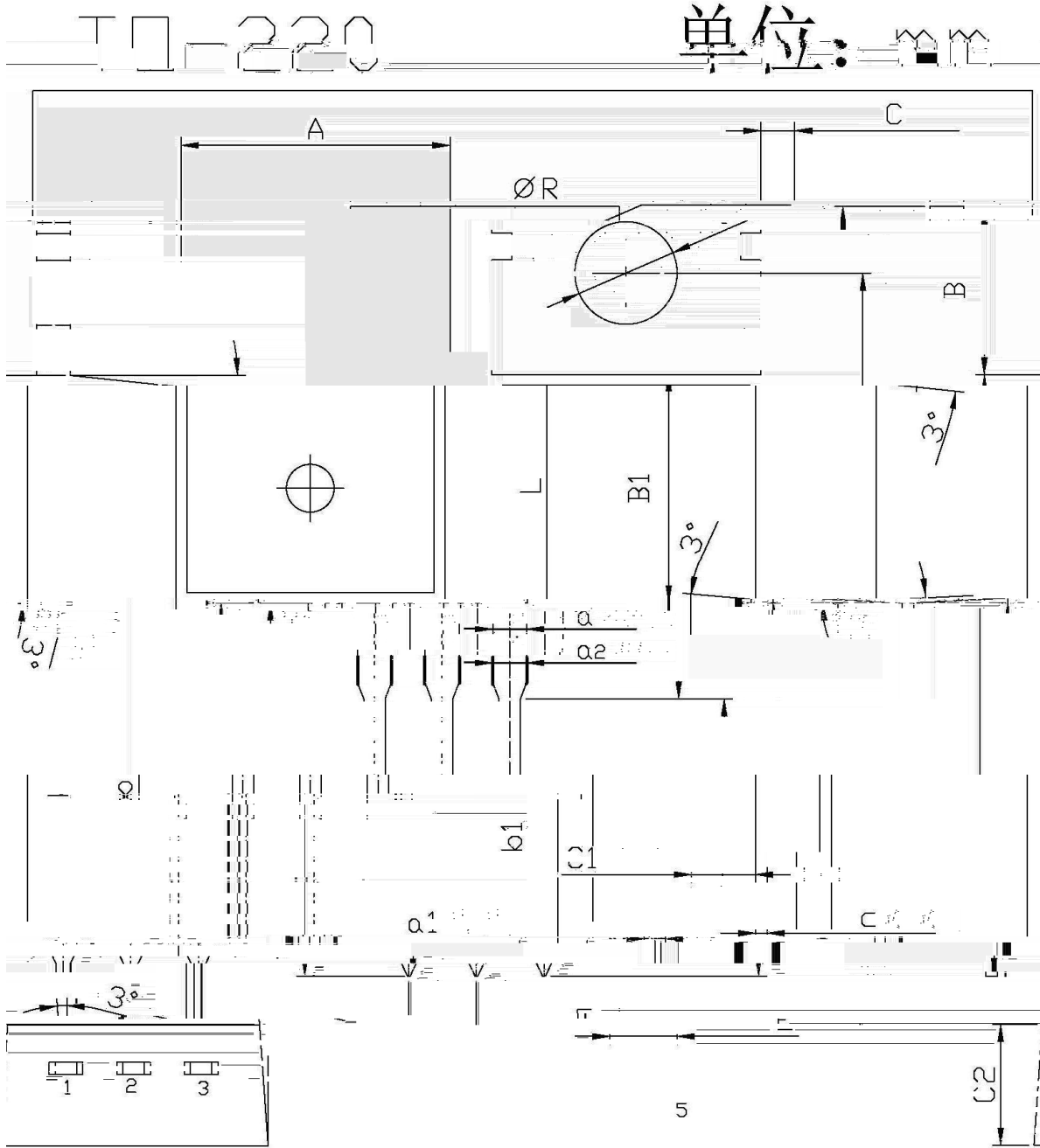


电参数曲线图 / Electrical Characteristic Curve

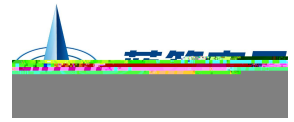




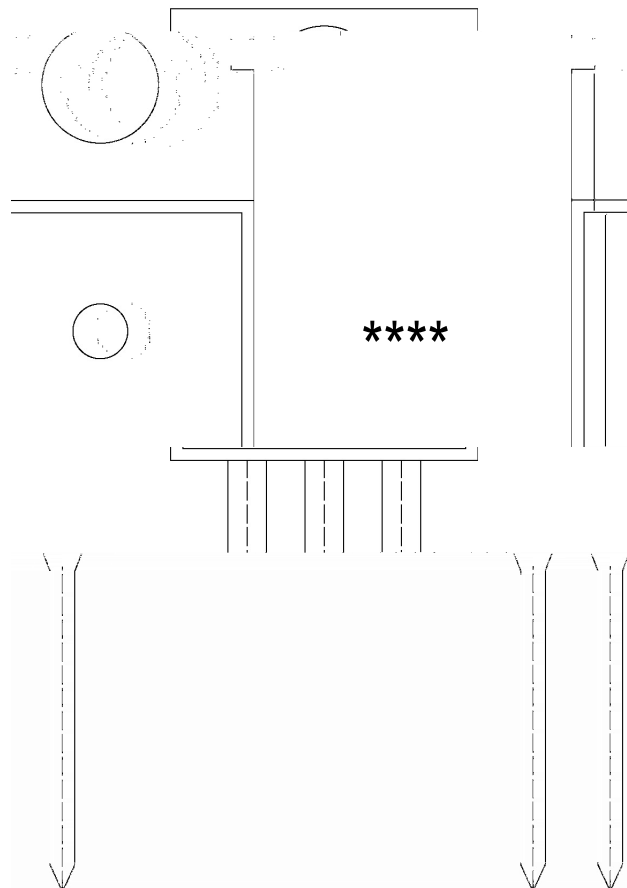
外形尺寸图 / Package Dimensions




Symbol	Dimensions In Millimeters		Symbol	Dimensions In Millimeters	
	Min	Max		Min	Max
$\Delta$	9.8	10.2	C	12	14
R	3.56	3.64	B	6.3	6.7
B1	15.7	16.1	B1	9.4	
C1	13.6	13.6	C1	2.9	2.9
b1	9.6	10.6	a1	0.7	1.29
a2	0.6	0.6	a2	1.23	1.23
a1	2.74	4.00	a1	1.23	1.23
	0.2	0.25		1.45	



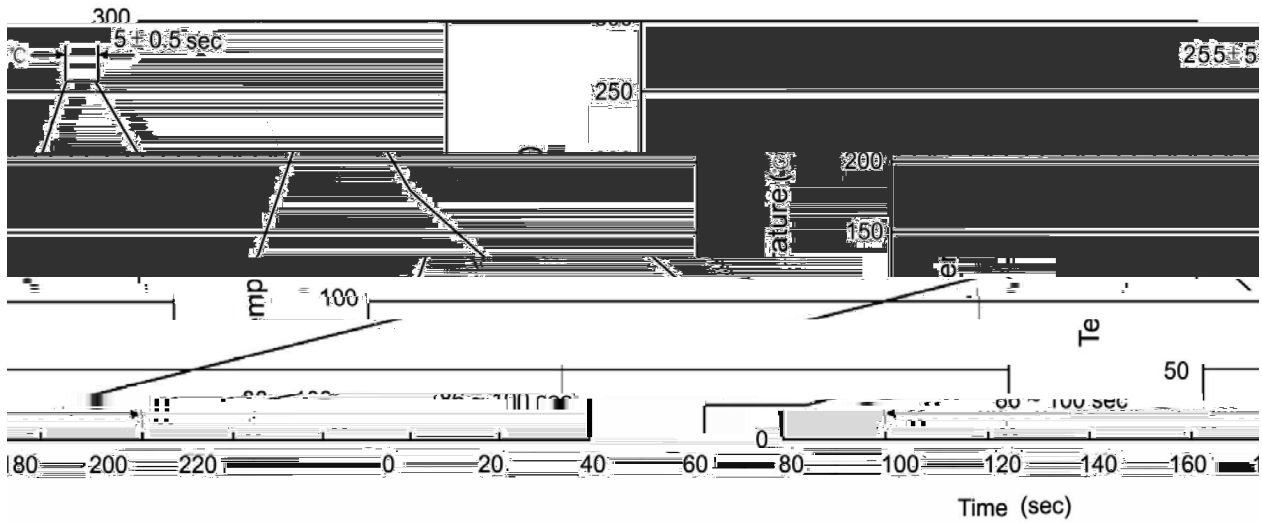
印章说明 / Marking Instructions



BR  
3710L  
\*\*\*\*



波峰焊温度曲线图(无铅) / Temperature Profile for Dip Soldering(Pb-Free)



± °C                      ± °C                      ± °C                      ± °C

                                 °C     °C

耐焊接热试验条件 / Resistance to Soldering Heat Test Conditions

± °C                      ± °C                      °C

包装规格 / Packaging SPEC.

封装形式	包装数量					包装尺寸 :		
	Units/Bag /	Bags/Inner Box /	Units/Inner Box /	Inner Boxes/Outer Box /	Units/Outer Box /	Bag 袋	Inner Box 盒	Outer Box 箱
TO-220/F	200	10	2,000	5	10,000	135×190	237×172×102	560×245×195

封装形式	包装数量					包装尺寸 :		
	Units/Tube /	Tubes/Inner Box /	Units/Inner Box /	Inner Boxes/Outer Box /	Units/Outer Box /	Tube 套管	Inner Box 盒	Outer Box 箱
TO-220/F	50	20	1,000	5	5,000	532×31.4×5.5	555×164×50	575×290×180

使用说明 / Notices