

5 é

95: .>//x 4?ú3 3 5 9 «|•'ož

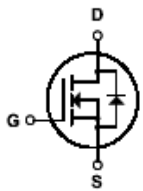
α a

/ìJ Ý ä % † RCE — ‹ Đ k 8 *₉ 54 - * Š 4 k 95: /xk...`'+) 7 ö Ö ä U' Å } L k —)í D }ož

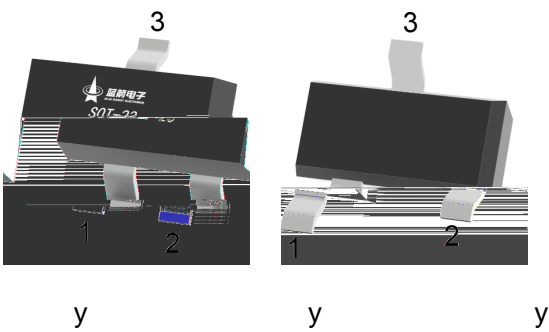
Đ ÷

P'ò k ä , •¼ kz ä *) *) ô Ek á V ñ • } Lož

Ã w] Ô .



•Û - æ



, M V

--	--

Ôì x ? d ;

@ f	... Z	y i Ú ^	Â 4 ›	Á ° ›	Â Ý ›	% y
						i
		ÿ ÿ				

Ô ? d • Ž ģ

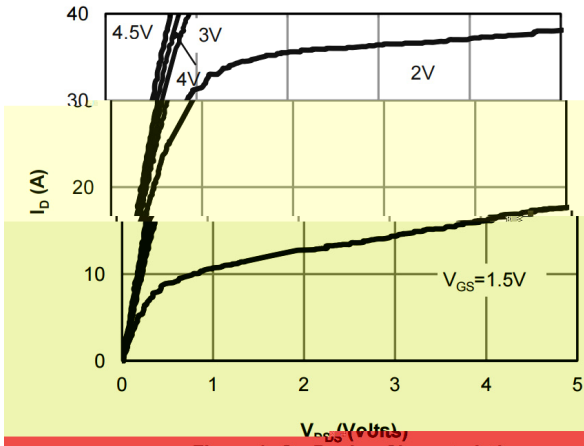


Figure 1: On-Resistance Characteristics

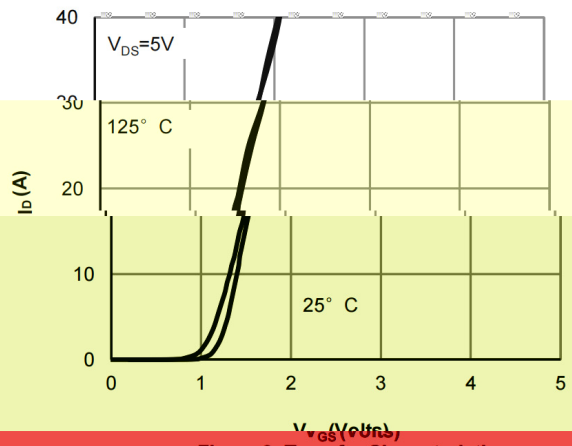


Figure 2: Transient Characteristics

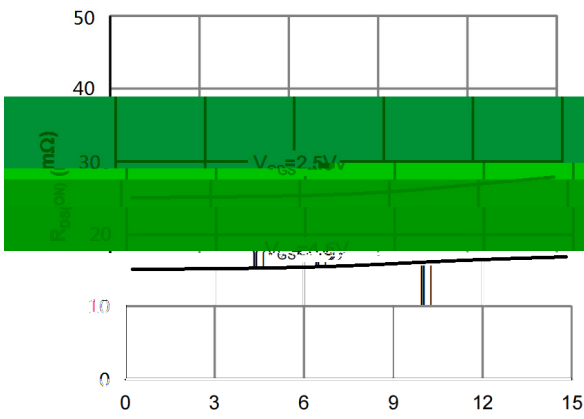


Figure 3: On-Resistance vs. Drain Current and Gate Voltage

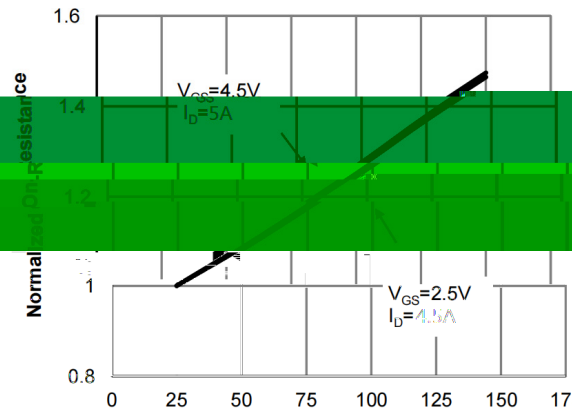


Figure 4: On-Resistance vs. Junction Temperature

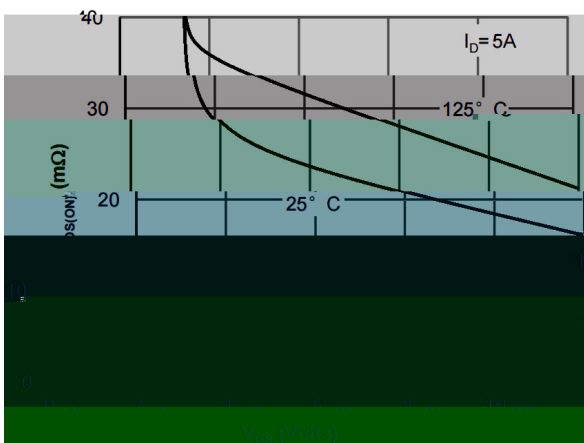


Figure 5: On-Resistance vs. Gate-Source Voltage

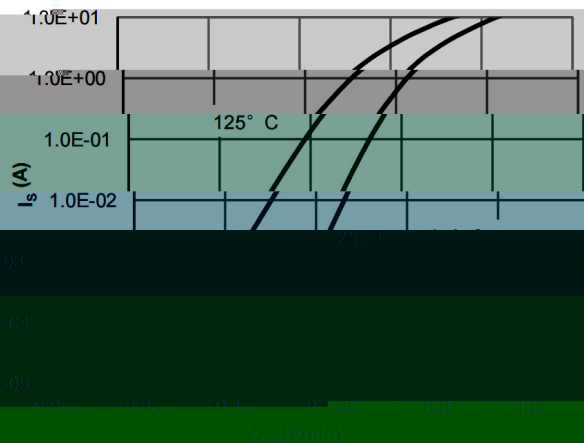
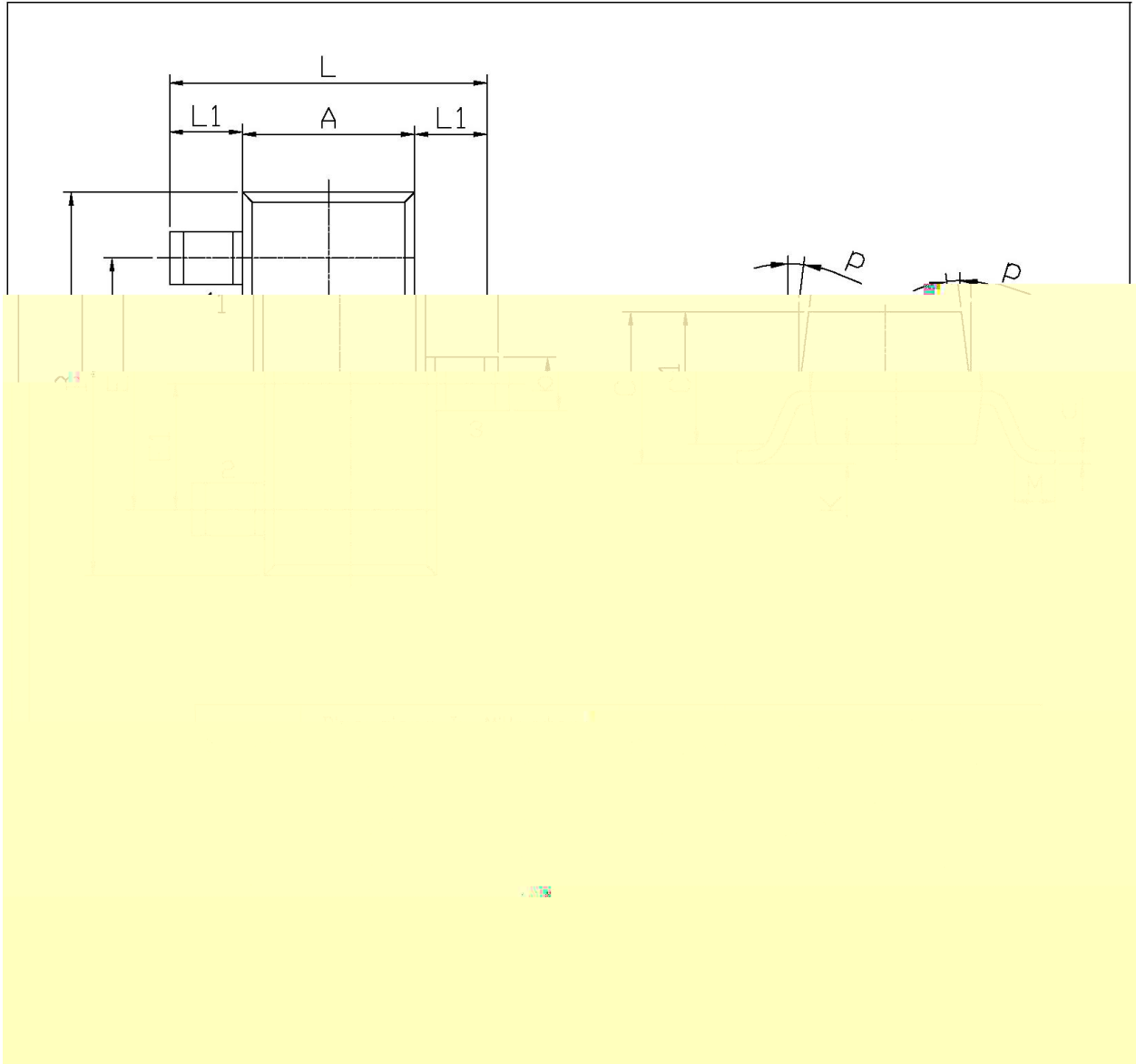


Figure 6: Body Diode Characteristics

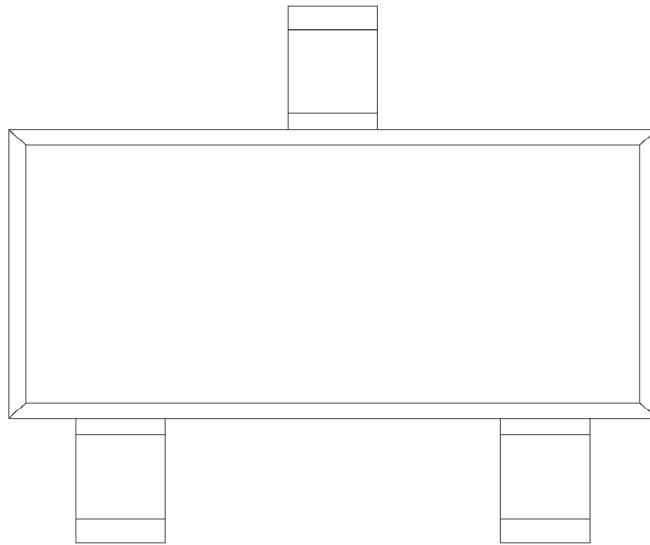
$\varnothing \square =) \phi$

SOT-23

单位: mm



, My f



^a ç y

° Z W A

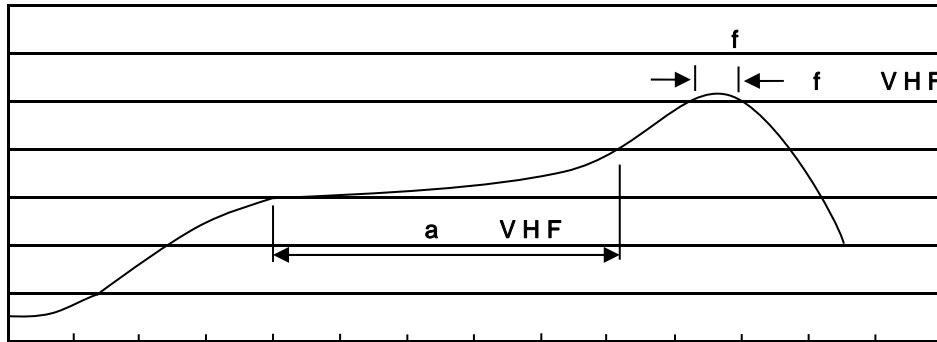
y V ñ —) í D } ö œ

y

7 '[ZUSUHORK NGRUMKT LXKK VXUJ[IZ)UJK

šWD t... • Žč x/ :KSVKXGZ[XK 6XULORK LUX /8 8KLRU] 9URJKXOTM 6

7HP SHUDWXUH



7LPH VHF

a ç y

o• Ä ½ “† ½ - kž • ½

o• Q › “† r - kž • 4 Ò r

o• D N ò i Ò 0, † ½ -

ÂD /Cã p⁻ »]

“† y r - ž • y r r - r

G P á

2 & x

7>û ~ E	;>û !H					;>û p .			Æ
	Units/Reel / --	Reels/Inner Box -- /-	Units/Inner Box /-	Inner Boxes/Outer Box - /1ç	Units/Outer Box /1ç	Reel	Inner Box	Outer Boxç	
SOT-23	3,000	10	30,000	6	180,000	s x8	180x120x180	390x385x205	

„Ð y f