

**/ Descriptions**

Silicon PNP transistor in a TO-92 Plastic Package.

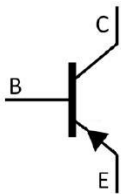
**/ Features**

Low  $V_{CE(sat)}$ , Excellent current gain characteristics; complementary pair with 2SC4115.

**/ Applications**

Low Frequency Amplifier.

**/ Equivalent Circuit**



**/ Pinning**



PIN1 Base      PIN 2 Collector      PIN 3 Emitter

**/ hFE Classifications & Marking**

h <sub>FE</sub> Classifications Symbol	Q	R
h <sub>FE</sub> Range	120~270	180~390

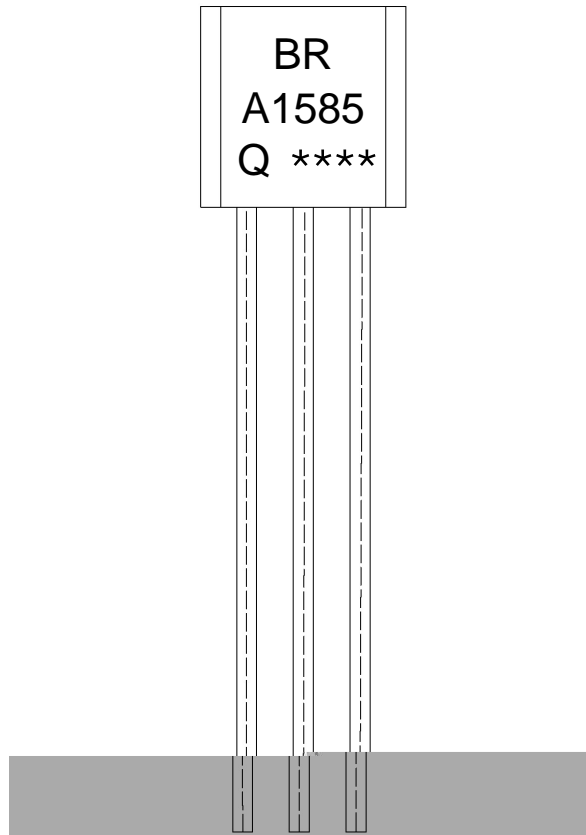
---

Parameter	Symbol	Rating	Unit
-----------	--------	--------	------

**2SA1585**  
Rev.E Mar.-2016

**2SA1585**  
Rev.E Mar.-2016

/ Marking Instructions



$h_{FE}$

Note:

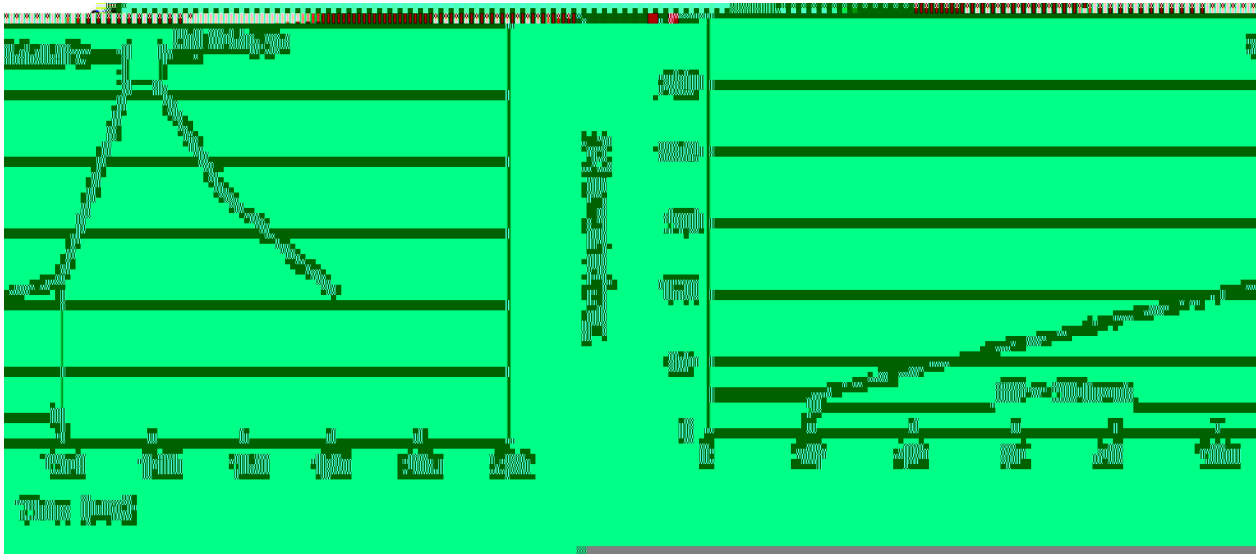
BR: Company Code.

A1585: Product Type.

Q:  $h_{FE}$  Classifications Symbol

\*\*\*\*: Lot No. Code, code change with Lot No.

( ) / Temperature Profile for Dip Soldering(Pb-Free)



Note:

- |   |     |     |    |          |   |
|---|-----|-----|----|----------|---|
| 1 | 25  | 150 | 60 | 90sec;   | 1.Preheating:25~150 , Time:60~90sec.    |
| 2 | 255 | 5   | 5  | 0.5sec;  | 2.Peak Temp.:255 5 , Duration:5 0.5sec. |
| 3 |     |     | 2  | 10 /sec. | 3. Cooling Speed: 2~10 /sec.            |

/ Resistance to Soldering Heat Test Conditions

270 5                      10 1 sec.                      Temp:270±5°C                      Time:10±1 sec

/ Packaging SPEC.

/ BULK

Package Type	Units					Dimension (unit mm3)		
	Units/Bag /	Bags/Inner Box /	Units/Inner Box /	Inner Boxes/Outer Box /	Units/Outer Box /	Bag	Inner Box	Outer Box
TO-92	1,000	10	10,000	5	50,000	135×190	237×172×102	560×245×195
	1,000	10	10,000	10	100,000	135×190	237×172×102	560×245×375

/ AMMO

Package Type	Units					Dimension (unit mm3)	
	Units/tape /	Tape/Inner Box /	Rows/Inner Box /	Inner Boxes/Outer Box /	Units/Outer Box /	Inner Box	Outer Box
TO-92	3,000	1	120	10	30,000	328×230×42	480×346×235 547×407×268

/ Notices